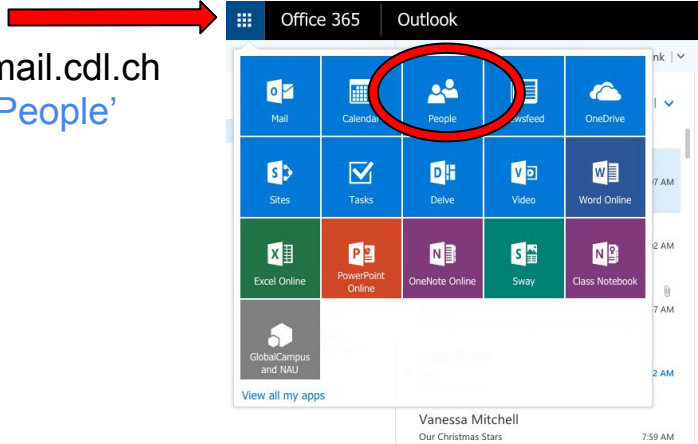


Create a [contact list](#) in mail.cdl.ch and find your existing [contact lists](#).

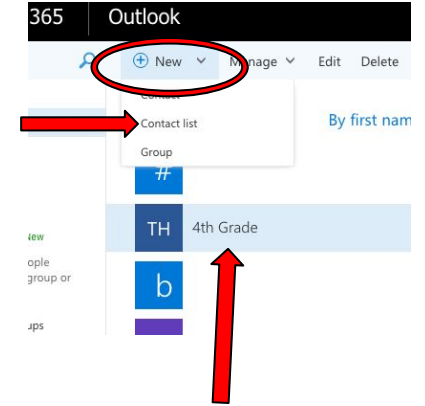
Créer une [liste de contacts personnelle](#) (anciennement liste de distribution) ou rechercher une liste de contacts existante

Contact lists are for your personal use. They are not searchable by other users.

1. Upper left of mail.cdl.ch then choose 'People'

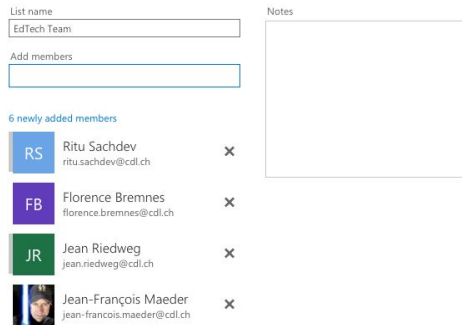


2. [New](#) then [Contact List](#) (or see your old lists below)

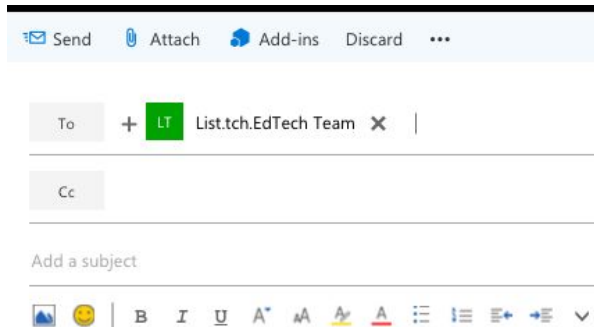


An old [contact list](#)

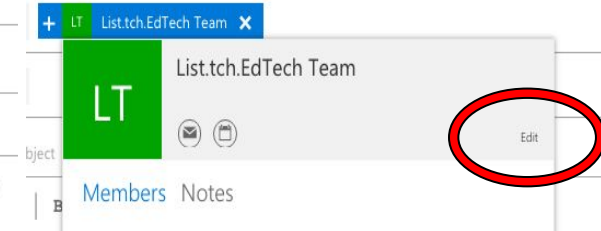
3. Name the list and [Add members](#) then press [save](#).



4. Type your new [contact list](#) in mail.



You can edit your [contact list](#) from mail.



Naming Guide for:
Student lists: list.stu.nameoflist
Teacher lists: list.tch.nameoflist